




4101 GARLAND DRIVE, FORT WORTH, TX 76117  
 PH: 817-485-6073 TOLL FREE: 800-541-1797  
 WWW.STARINDUSTRIES.COM

FORKLIFT AND CRANE

# WIRE MESH HANDLER

## Operator's Manual for Model 1155



**BEFORE USE, READ AND UNDERSTAND THE COMPLETE OPERATOR'S MANUAL.**

If you need clarification or any additional information call your Star dealer or call Star Industries @ 1-800-541-1797 during normal business hours.

### Installation, Use & Safety Precautions

#### SPECIFICATIONS


- Maximum Rated Lift Capacity  
 Model 1155 (Fork Pockets 39" C to C) - 7,000 lbs  
 1155-24CCFP (Fork Pockets 24" C to C) - 6,500 Lbs.  
 1155-36CCFP (Fork Pockets 36" C to C) - 6,500 Lbs.
- Empty Weight - 1025 lbs.
- Effective Length - 13' 0"
- Overall Length - 13' 5"
- Effective Width - 7' - 4"
- Overall Width - 8' - 5"
- Lifting Chain - 5/16" grade 100 rated for lifting
- Accepts Forks up to 2-3/8 inches thick X 7 inches wide
- Complies with ASME BTH-1-2008, Design of Below the Hook Lifting Devices Design Category B Service Class 1
- Designed to a Safety Factor of 3:1

Be aware that the information contained in this manual is intended as a guide and does not replace the need for the user to know, understand, and observe all applicable company, local, state, and federal safety codes and/or requirements.

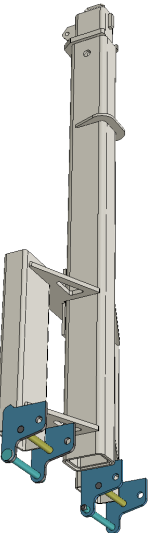
# BEFORE USE, READ AND UNDERSTAND THE COMPLETE OPERATOR'S MANUAL.

If you need clarification or any additional information call your Star dealer or call Star Industries @ 1-800-541-1797 during normal business hours.

Customers Who Bought this product also bought



**Safety Work Platforms -**  
Turn your forklift into an aerial work platform



**Heavy Duty Jib**  
Extend the reach of your forklift.



**Concrete Hoppers -**  
Turns your forklift into a concrete placer.



## **BEFORE USE**

1. Make sure the operator is well qualified to operate the specific forklift model to be used, has read and understands this manual and has reviewed the forklift operator's manual for any additional requirements, limitations, restrictions, or additional safety procedures prescribed by the forklift manufacturer when using this type of attachment. The forklift operator must also be properly certified under OSHA requirements to operate the forklift to be used.
2. 2) Inspect the Mesh Handler to make sure it is in good condition. There must not be any broken welds, nor any deformation of the steel tube or other component, nor any cracks in the steel. Inspect hooks shackles and chain connectors to make sure they are complete, are in good condition, and shackle anchor screw pins are screwed in tight and/or bolted shackles are properly secured. Check to make sure the fork retaining pins have hair pins to secure them in place and safety chains are properly secured to anchor blocks and grab hooks are properly secured. Current models are supplied with locking grab hooks and it is recommended that non-locking grab hooks be replaced with a locking style. Decals showing "Empty Weight", "Read Before Using" and "Rated Lift Capacity" are required. Check that all decals are in place and legible. Replacement decals are available from a Star dealer.
3. Make sure personnel involved understand any hand signals that will be required and all involved personnel understand what will be required of them.
4. Make sure the travel path is clear of obstructions and that adequate clearance will be maintained from all power lines.

## **FORKLIFT REQUIREMENTS**

A forklift with adequate lift capacity at the proper load-center distance for the desired load must be used. A forklift manufacturer or supplier is the recommended source for information on required forklift size. In addition they can supply a de-rated load chart for use with the Mesh Handler. Star Industries will supply any information needed for their calculations.

In addition be aware that the lift capacity of a forklift diminishes rapidly as the load center of the load increases. With the Mesh Handler properly installed and handling eight foot wide mesh the new load center will be at approximately 4 feet. This means that if the forklift is rated at a two foot load center (typical for most medium size forklifts) then the lift capacity at a 4 foot load center will be half the rated capacity at a two foot load center. In addition the weight of the Mesh Handler must also be deducted from the lift capacity or added as part of the load when determining required forklift lift capacity.

Fork length should also be taken into consideration. Again the forklift manufacturer or supplier is the recommended source for fork length requirements. Forks must extend past the center line of the mesh handler. Forks 6 ft or longer will likely be recommended.

A return authorization number must be obtained from Star Industries before a product can be returned for inspection and/or warranty and that number must appear on the return shipping label. Upon inspection, Star Industries will determine if the product is defective and if so, whether it will be repaired or replaced. Repair or replacement is at the discretion of Star Industries. Transportation charges to Star Industries are not covered under the warranty and must be prepaid by dealer or customer unless it is within the first two years of warranty. In which case, if evidence acceptable to Star Industries, is provided that the product is defective and the return is from within the continental United States or Canada, Star will arrange for return shipment at Star Industries expense. Products found to be defective within the initial two year period and returned to Star Industries for repair or replacement will be returned to the dealer or customer freight prepaid providing it is within the continental United States or Canada. Warranted products to be shipped outside the United States or Canada and those warranted after the initial 2 years will be shipped freight collect. Unwarrantable products will be returned freight collect at the request of the dealer or customer, otherwise they will be destroyed.

**LIMITATION OF DAMAGES:** Star's obligation under this warranty shall not include costs of installation, duty, taxes or any other charges whatsoever or any liability for direct, indirect, incidental or consequential damages or delay. Star's liability for any and all losses and damage to purchaser resulting from any cause whatsoever, including negligence or breach of form of warranty, express or implied by Star, alleged damage for defective goods, irrespective of whether such defects are discoverable or latent, shall in no event exceed the purchase price of the particular goods. Products repaired or replaced under this warranty are warranted only for the remainder of the original warranty. Any improper use including operation after discovery of defective or worn parts not approved by Star or any alteration or repair by others in such manner as in Star's judgment Effects the product materially and adversely shall void this warranty.

**THE FOREGOING WARRANTIES ARE EXCLUSIVE AND ARE IN LIEU OF ALL OTHER WARRANTIES (WHETHER WRITTEN, ORAL OR IMPLIED) INCLUDING WARRANTIES OF MERCHANTABILITY AND WARRANTY OF FITNESS FOR A PARTICULAR PURPOSE.**

## **Star Industries Limited Warranty**

Star Products are warranted to the original purchaser against defective workmanship and/or materials (when properly installed, used, and maintained) for a period as specified below from date of delivery to the customer by an authorized Star Dealer or direct from Star Industries. This warranty does not cover misuse, abuse, normal wear and tear, or accidental damage.

**5 year Warranty:** All Star products except as noted below.  
*(Includes HD Auger Drives & most non-hydraulic products)*

**2 year Warranty:** Medium Duty Auger Drives

**1 year Warranty:** Auger Bits and Auger Accessories  
*(excludes auger drives)*, Crane Forks, Grapples, 4 In 1 Buckets, Angle Broom, Mad Beaver Brush Cutters, Big Mouth Tree Shears, Self Dumping Hoppers, Replacement Forks, and Over the Bucket Forks

**6 month Warranty:** Concrete Mixers

### **WARRANTY CLAIM NOTIFICATION:**

Product defects should be reported to the Star dealer from whom the product was purchased or to Star Industries in writing promptly after discovery. Preferably photographs showing the defect should also be provided along with a written report of circumstances involved. Warranty claims not made within 30 days after discovery of the defect shall be null and void.

### **WARRANTY DETERMINATION:**

If a warranty claim is found worthy and made within the warranty period we reserve the right at our discretion to repair existing defects or to replace it with the same or current model free of charge or to issue a credit for the reasonable cost of repair or take possession of the equipment and issue reimbursement for the calculated value.

### **WARRANTY PROCEDURE:**

Upon notification, Star Industries will determine if the product will need to be returned to Star Industries for inspection or repair or if the Star dealer or other entity can be authorized to make the repair at his location or if circumstances dictate other solutions. Dealer or other entity repairs must have prior written authorization. Reimbursement will be at the current "Star Warranty Labor Rate" and will not include reimbursement for off site travel. A Warranty Claim Form must be submitted within 45 days of warranty repair authorization to receive credit for repair.

## **INSTALLATION ON A FORKLIFT**

Caution: Mesh Handler must be properly installed on forklift. Insert forks fully into fork tubes until fork contacts the stop pin and install retaining pins behind each fork securing the retaining pins with hair pins. Then for additional; security wrap safety chains around a strong part of the carriage taking up any slack in the chain and hooking chain back onto itself with a Locking type grab hook. Chain should be as close to a straight horizontal pull as possible. The chain angle must not exceed 45 degrees up. Do not use the Mesh Handler with a forklift without proper installation as described above. Further more the forklift operator must be properly trained, have required certifications, and must have read and understood this complete manual.

### **USE WITH A CRANE**

The Mesh Handler is designed primarily for use with a forklift however pick-up points have been provided for use with a crane. This manual does not address the safety requirements when using a crane. The user must determine the proper safety procedures and requirements when using the Mesh Handler with a crane.

### **USE WITH A FORKLIFT**

The Mesh Handler must be used on level ground with the forks level or tilted up slightly in such a way that the Mesh Handler does not tend to slide off the forks. The model 1155 has a rated capacity of 7,000 lbs, The models 1155-24CCFP and 1155-36CCFP have a rated capacity of 6,500 lbs. and for these capacities, the operator may use 4, 6 or 8 of the lifting hooks, depending on the length of the bundle. We recommend using 6 or 8 hooks for bundles that are 20 feet long. We recommend using 4 hooks for bundles that are 10 feet long or shorter. The load must be centered under the Mesh Handler. Hooks must always be used in pairs at each tube. Never lift with one end of a tube and not the other end. For 6-point lifts, we recommend using the 4 outer hooks and a pair of hooks on one of the fork tubes. For 4-point lifts of bundles 10 feet long or shorter, we recommend using the 4 inner hooks on the fork tubes. The lifting chain lengths should be adjusted so that all are tight with proper load-sharing. The chains must be routed through the angle wedges such that the load is applied to the angle wedge and not the shackle attachment point. Lifts should always be smooth – not jerky. Before lifting, the forklift operator must make sure all personnel are at least 20 ft away from the mesh. Should a bundle break loose, the stack has a tendency to spread rapidly which could cause severe injury or even death. Make sure all personnel on the ground are clear of lifting area when lifting.

## **RATED CAPACITY**

The Model 1155 Mesh Handler is rated at 7000 lb maximum load capacity, models 1155-24CCFP and 1155-36CCFP have a rated capacity of 6,500 lbs and that rating is also shown on decal(s) on the Mesh Handler. Be aware that this capacity is for the Mesh Handler itself and does not in any way reflect the capacity of the forklift. Refer to the forklift operator's manual for capacity ratings and any limitations or restrictions when using this type of attachment. Remember the weight of the Mesh Handler must be deducted from the lift capacity of the forklift. If there is any question as to forklift's lifting capacities when using this attachment, contact the forklift manufacturer for clarification.

Never exceed the rated capacities of the Mesh Handler except for purpose of a test and then do not exceed 125% of its rated capacity. Never exceed the capacity of the forklift.

## **SAFETY PRECAUTIONS**

- Never allow anyone to stand or walk under or near a lifted bundle
- Never carry a load over a person
- Never allow anyone to ride on a load or ride on the Mesh Handler
- Do not use the Mesh Handler to drag or pull a load
- Do not leave suspended loads unattended
- Take care that the load does not swing or come in contact with an obstruction
- Never allow more than one person to give signals to the forklift operator except to warn of a hazardous situation.
- Never raise or carry the load higher than necessary
- Never modify or make repairs to Mesh Handler without authorization from the manufacturer. (Replacement of hooks, shackles, decals and hair-pins does not require authorization.)
- Establish a routine for frequent inspections of the Mesh Handler which should include inspection of the structure looking for any deformation of the steel or broken or cracked welds.
- In addition chains and chain connectors should be inspected to make sure they are secure and undamaged. Should any abnormality be discovered, use of the Mesh Handler should be suspended until a determination of integrity can be made by qualified personnel.